

# Fortune Series 336/436

Threaded & Socket/Butt weld Full Port Three-Piece/Bolted Ball Valve

1/4" ~ 2" Sizes, 2000 WOG

2-1/2" & 3" Sizes, 1500 WOG

Blowout Proof Stem

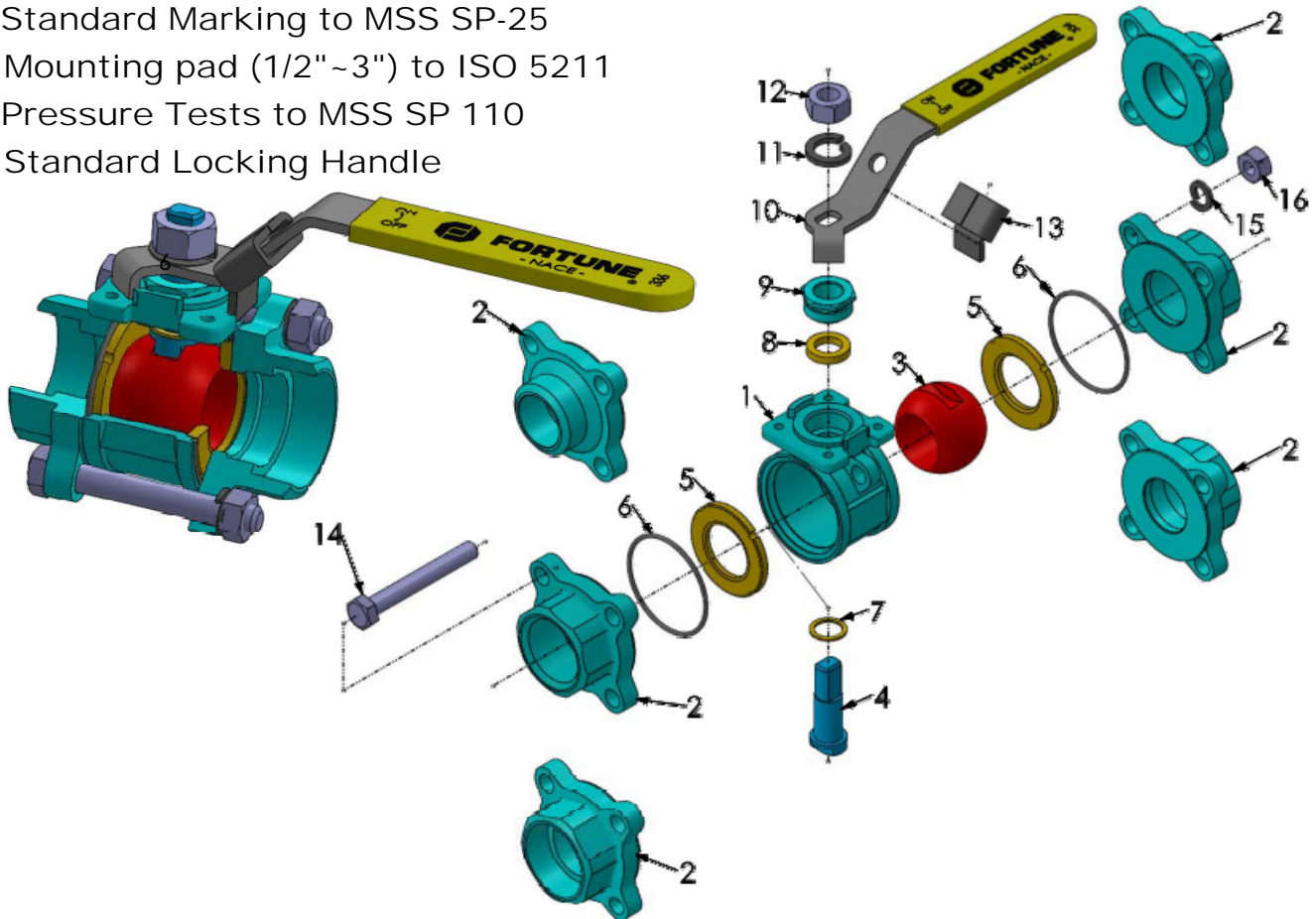
Materials to NACE MR0175 / ISO 15156

Standard Marking to MSS SP-25

Mounting pad (1/2"~3") to ISO 5211

Pressure Tests to MSS SP 110

Standard Locking Handle



## Bill of Materials

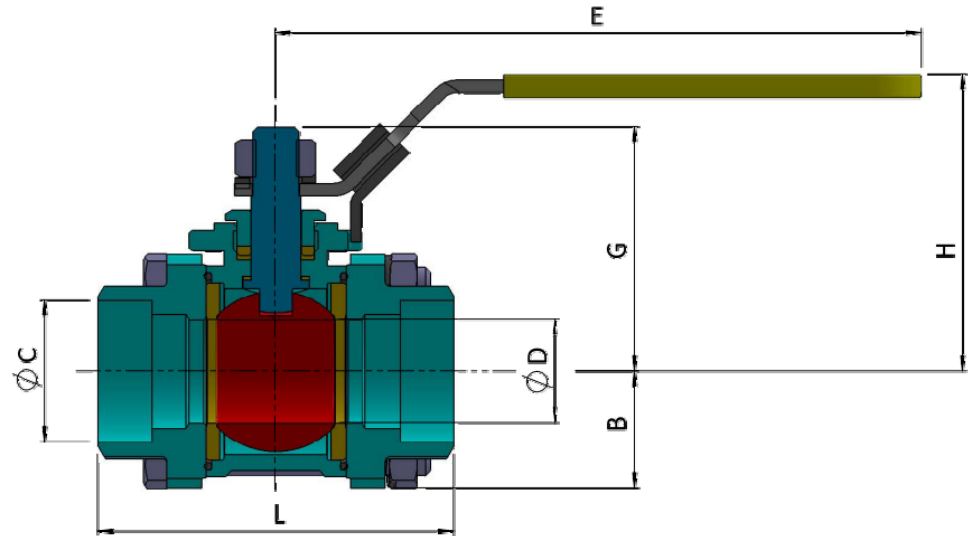
ITEM	PART	336 : STAINLESS STEEL	436 : CARBON STEEL	Q TY
1	BODY	ASTM A351 CF8M	ASTM A216 WCB	1
2	END CAP	ASTM A351 CF8M	ASTM A216 WCB	2
3	BALL	ASTM A351 CF8M	ASTM A351 CF8	1
4	STEM	ASTM A479 316	ASTM A479 304	1
☆5	SEAT	TFM	TFM	2
☆6	BODY O-ring	TEFLON	VITON	2
☆7	THRUST WASHER	RTFE	RTFE	1
☆8	PACKING	PTFE	PTFE	1
9	GLAND RETAINER NUT	304SS	304SS	1
10	HANDLE	304SS	C/S PLATED	1
11	STEM WASHER	304SS	65Mn PLATED	1
12	HANDLE NUT	304SS	C/S PLATED	1
13	LOCKING DEVICE	304SS	C/S PLATED	1
14	BOLT	ASTM A320 L7M PLATED	ASTM A320 L7M	4
15	BOLT WASHER	304SS	65Mn	4 - 8
16	NUT	ASTM A194 7ML PLATED	ASTM A194 7ML	4 - 8

Note 1 : ☆ Minor repair Kit ;

Note 2 : (Item 14) stud on 2-1/2" and 3" ;

Option 1 : (Item 2) Threaded End or Socket Weld or Butt Weld.

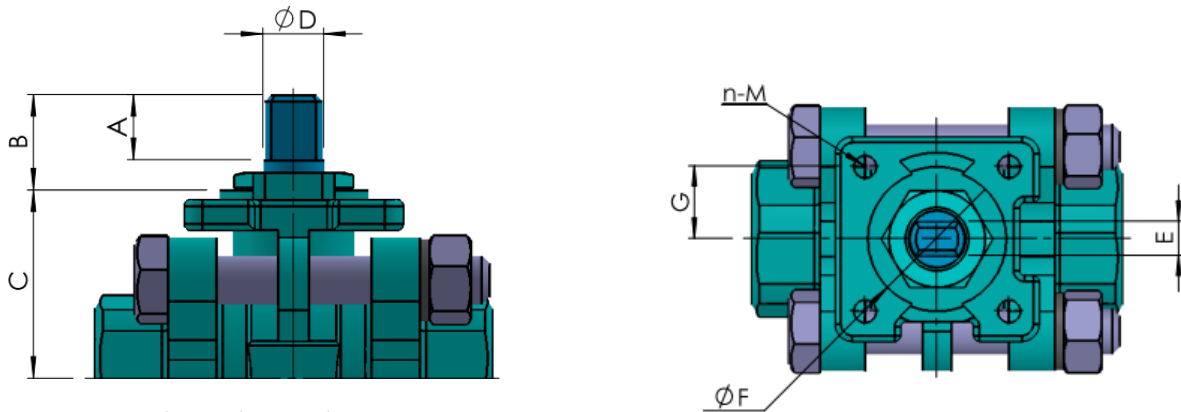
# Fortune Series 336/436



## Weights and Dimensions

SIZE In/DN	PSI/PN	D In/mm	C			L In/mm	B In/mm	G In/mm	H In/mm	E In/mm	Cv Gal/min	WEIGHT Kg/lbs
			SW	BW (Sch40)	BW (Sch80)							
			In/mm	In/mm	In/mm							
1/4 / 8	2000/130	0.36/9.2	0.56/14.4	0.36/9.2	0.30/7.9	2.17/55	0.74/19	1.23/31	1.86/47	3.82/97	13	0.3/0.7
3/8 / 10	2000/130	0.49/12.5	0.70/17.7	0.49/12.5	0.42/10.7	2.17/55	0.78/20	1.46/37	1.99/51	3.82/97	26	0.3/0.7
1/2 / 15	2000/130	0.59/15.0	0.88/22.0	0.62/15.8	0.54/13.8	2.58/66	0.92/23	1.84/47	2.44/62	4.92/125	30	0.6/1.3
3/4 / 20	2000/130	0.79/20.0	1.07/27.4	0.83/21.0	0.74/18.8	2.99/76	1.01/26	1.99/51	2.58/66	4.92/125	65	0.8/1.8
1 / 25	2000/130	0.98/25.0	1.33/34.1	1.05/26.6	0.96/24.3	3.39/86	1.11/28	2.33/59	2.78/71	6.10/155	110	1.1/2.4
1-1/4 / 32	2000/130	1.26/32.0	1.68/42.9	1.38/35.0	1.28/32.5	4.02/102	1.40/36	2.56/65	3.01/77	6.10/155	170	2.0/4.4
1 1/2 / 40	2000/130	1.50/38.0	1.92/49.0	1.61/40.9	1.50/38.0	4.61/117	1.61/41	3.08/78	3.26/83	6.69/170	260	2.6/5.7
2 / 50	2000/130	1.97/50.0	2.41/61.4	2.07/52.5	1.94/49.2	5.12/130	1.96/50	3.40/86	3.57/91	6.69/170	480	3.8/8.4
2-1/2 / 65	1500/100	2.56/65.0	2.91/74.0	2.47/62.7	2.32/59.0	6.50/165	2.46/62	4.42/112	5.33/135	9.92/252	820	8.6/19.0
3 / 80	1500/100	3.15/80.0	3.54/90.0	3.07/77.9	2.90/73.7	7.20/183	2.87/73	4.80/122	5.71/145	9.92/252	1200	12.0/27.0

Note : "L" DIMENSION ± 0.06 in. / 1.5 mm



## Actuator Mounting Dimensions

SIZE In / DN	A In/mm	B In/mm	C In/mm	D In/mm	E In/mm	F In/mm	G In/mm	n-M mm
1/2 / 15	0.42/11	0.63/16	1.22/31	0.39/10	0.24/6	0.98/25	0.50/13	4-M5
3/4 / 20	0.43/11	0.67/17	1.34/34	0.39/10	0.24/6	0.98/25	0.50/13	4-M5
1 / 25	0.65/17	0.91/23	1.42/36	0.47/12	0.31/8	1.18/30	0.58/15	4-M5
1-1/4 / 32	0.65/17	0.91/23	1.65/42	0.47/12	0.31/8	1.18/30	0.58/15	4-M5
1-1/2 / 40	0.93/24	1.20/31	1.87/48	0.63/16	0.39/10	1.38/35	0.70/18	4-M6
2 / 50	0.93/24	1.20/31	2.19/56	0.63/16	0.39/10	1.38/35	0.70/18	4-M6
2-1/2 / 65	1.10/28	1.44/37	2.97/76	0.79/20	0.47/12	2.09/53	0.97/25	4-M8
3 / 80	1.10/28	1.44/37	3.37/86	0.79/20	0.47/12	2.76/70	0.97/25	4-M10